







# QOADS 2014/15 League Table

Represented Clubs:					22 <sup>nd</sup> Nov 2014 Fyne Court		6 <sup>th</sup> Dec 2014 Kingscliff Wood		17 <sup>th</sup> Jan 2015 Culm Davy		7 <sup>th</sup> Feb 2015 Lydeard Hill		28 <sup>th</sup> Feb 2015 Cothelstone Hill		
					Score	League Pts	Score	League Pts	Score	League Pts	Score	League Pts	Score	League Pts	TOTAL
1	Richard Sansbury	QO	M45	0.84	482	<b>1000</b>	331	<b>1000</b>	E.P	<b>974**</b>	408	<b>947</b>			<b>2974</b>
2	Matthew Owen	BOK	M45	0.84	447	<b>927</b>	330	<b>997</b>	533	<b>995</b>	350	<b>813</b>	305	<b>866</b>	<b>2919</b>
3	Chris Philip	QO	M60	0.68	350	<b>897</b>			390	<b>899</b>	304	<b>872</b>	285	<b>1000</b>	<b>2796</b>
4	Will Kromhout	QO	M40	0.89			330	<b>941</b>	517	<b>910</b>			E.P	<b>926**</b>	<b>2777</b>
5	Jim Mallinson	QO	M65	0.6	E.P	<b>696**</b>					200	<b>650</b>	187	<b>744</b>	<b>2090</b>
6	Daniel Owen	IND	M40	0.89					370	<b>652</b>	303	<b>664</b>	255	<b>684</b>	<b>1999</b>
7	Ifor Powell	BOK	M45	0.84	481	<b>998</b>			536	<b>1000</b>					<b>1998</b>
8	Jeff Pakes	QO	M40	0.89	375	<b>734</b>			335	<b>590</b>	E.P	<b>559**</b>	197	<b>528</b>	<b>1883</b>
9	Graham Hartley	QO	M45	0.84			E.P	<b>576**</b>	250	<b>466</b>	295	<b>685</b>	122	<b>347</b>	<b>1727</b>
10	Brian Pearson	QO	M50	0.79							405	<b>1000</b>			<b>1000</b>
11	Judith Austerberry	NGOC	W40	0.67					420	<b>983</b>					<b>983</b>
12	Andy Creber	NGOC	M55	0.74					415	<b>879</b>					<b>879</b>
13	Robin Carter	DEVON	W50	0.57					310	<b>852</b>					<b>852</b>
14	Alan Knight	DEVON	M50	0.79					412	<b>817</b>					<b>817</b>
15	Mark Lockett	KERNO	M40	0.89			262	<b>747</b>							<b>747</b>
16	James Jackson	DEVON	M45	0.84					385	<b>718</b>					<b>718</b>
17	Elliot Smith	QO	M14	0.8			75	<b>238</b>	215	<b>421</b>					<b>659</b>
18	Alison Reynolds	DEVON	W45	0.62	230	<b>646</b>									<b>646</b>
19	Phil Hyland	QO	M40	0.89	325	<b>636</b>									<b>636</b>
20	Andy Reynolds	DEVON	M45	0.84	300	<b>622</b>									<b>622</b>
21	Craig Purchase	QO	M35	0.93	325	<b>609</b>									<b>609</b>
22	Grant Floyd	BOK	M45	0.84			185	<b>559</b>							<b>559</b>
23	Adrian Edwards	QO	M35	0.93					275	<b>463</b>					<b>463</b>
24	Ruby Owen	BOK	W10	0.6			105	<b>444</b>							<b>444</b>
25	Alice Owen	BOK	W45	0.62			105	<b>430</b>							<b>430</b>
26	Stephen Williams	QO	M55	0.74			76	<b>261</b>			60	<b>158</b>			<b>419</b>
27	John Fielder	BOK	M65	0.6					61	<b>159</b>			60	<b>239</b>	<b>398</b>
28	Guy Owen	BOK	M10	0.7			105	<b>381</b>							<b>381</b>
29	Graham Pearson	QO	M50	0.79	140	<b>309</b>									<b>309</b>
30	Matthew Williams	QO	M21	1			44	<b>112</b>							<b>112</b>

Competitors best 3 Scores count

E.P = Event Planner

\* Average of Planners 2 most recent-to-event scores to count